


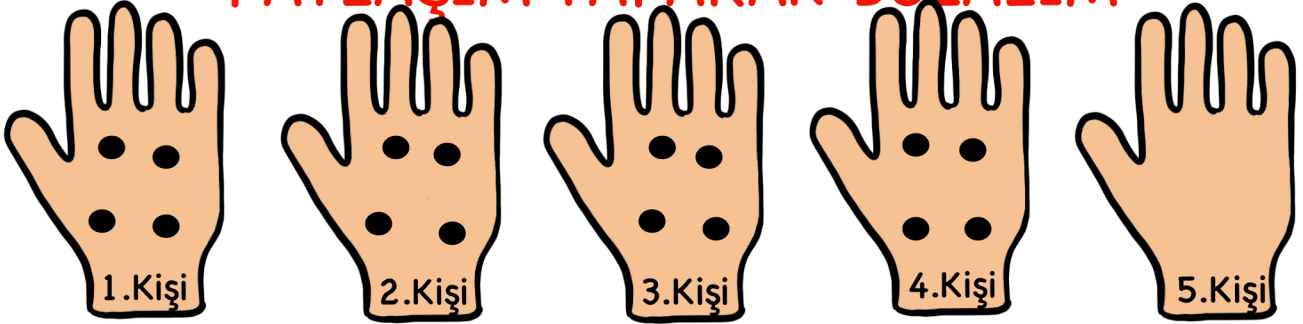


BÖLME İŞLEMİNİ ÖĞRENIYORUZ

 BÖLÜNEN 16	BÖLEN 4 
16	BÖLÜM 4 
KALAN 00	

PAYLAŞIM YAPARAK BULALIM



RİTMİK SAYARAK BULALIM



ÇIKARMA YAPARAK BULALIM

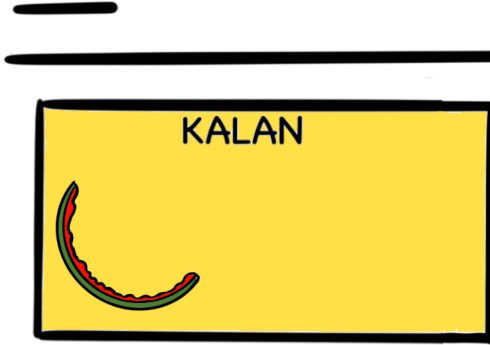


$$\begin{array}{r} 16 \\ - 4 \\ \hline 12 \end{array} = 12$$
$$\begin{array}{r} 12 \\ - 4 \\ \hline 8 \end{array} = 8$$
$$\begin{array}{r} 8 \\ - 4 \\ \hline 4 \end{array} = 4$$
$$\begin{array}{r} 4 \\ - 4 \\ \hline 0 \end{array} = 0$$
$$\dots - \dots = \dots$$

SEMBOL KULLANARAK BULALIM





$$16 \div 4 = 4$$



BÖLME İŞLEMİNİ ÖĞRENIYORUZ



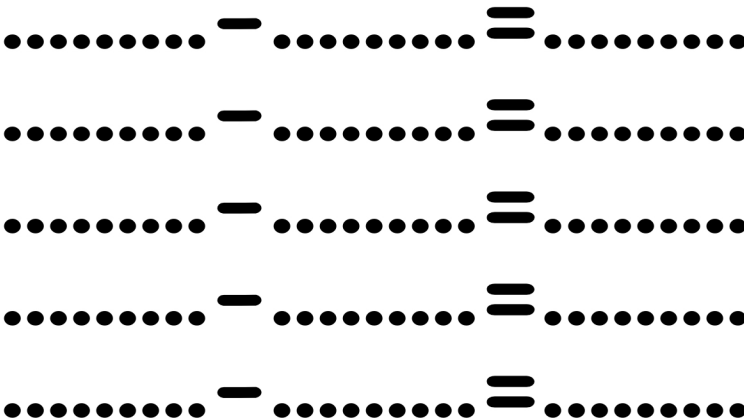
PAYLAŞIM YAPARAK BULALIM



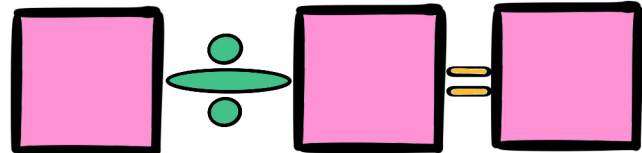
RİTMİK SAYARAK BULALIM



ÇIKARMA YAPARAK BULALIM



SEMBOL KULLANARAK BULALIM



BÖLME İŞLEMİNİ ÖĞRENIYORUZ

BÖLÜNEN



BÖLEN




BÖLÜM



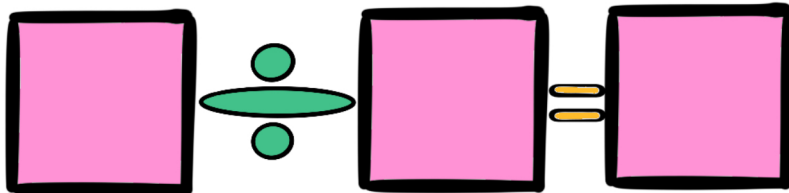
KALAN



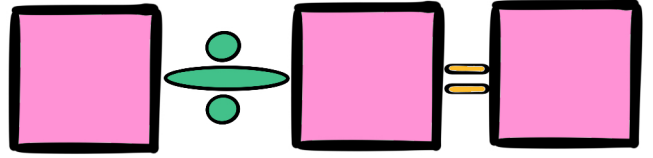

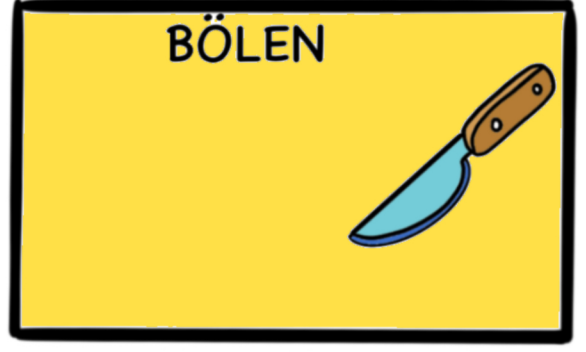

RİTMİK SAYARAK BULALIM







SEMBOL KULLANARAK BULALIM




BÖLME İŞLEMİNİ ÖĞRENIYORUZ




PAYLAŞIM YAPARAK BULALIM



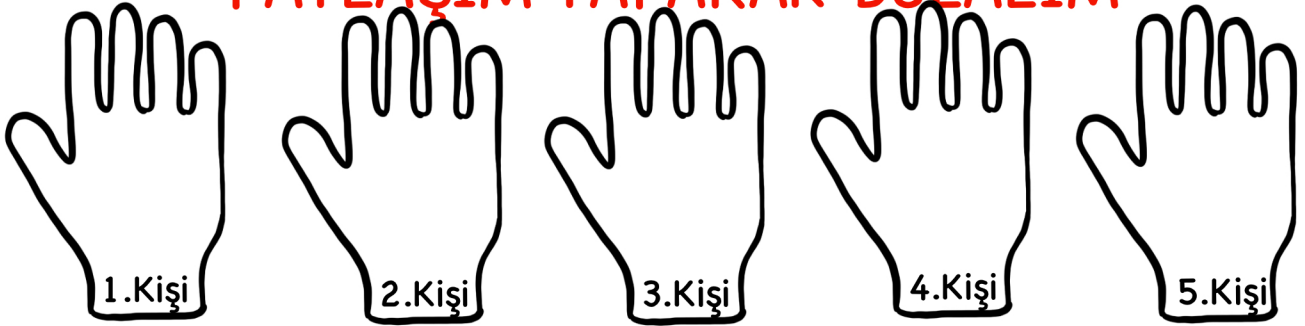
RİTMİK SAYARAK BULALIM



BÖLME İŞLEMİNİ ÖĞRENIYORUZ



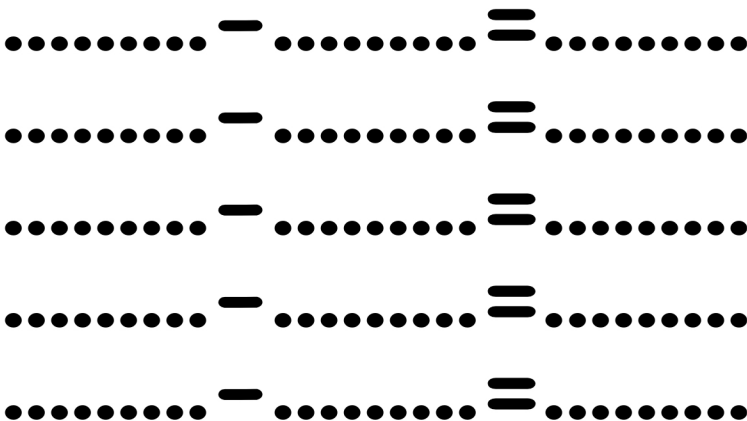
PAYLAŞIM YAPARAK BULALIM



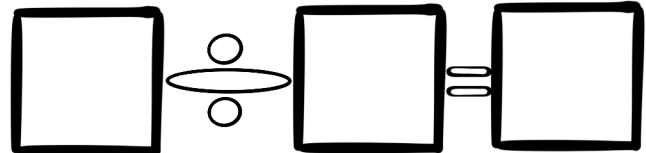
RİTMİK SAYARAK BULALIM





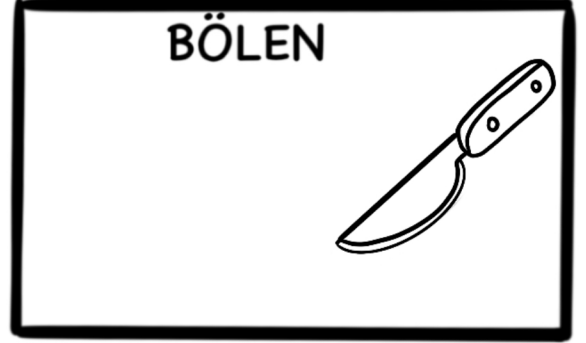

ÇIKARMA YAPARAK BULALIM



SEMBOL KULLANARAK BULALIM



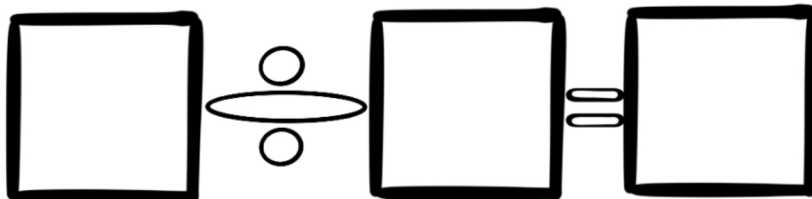
BÖLME İŞLEMİNİ ÖĞRENIYORUZ





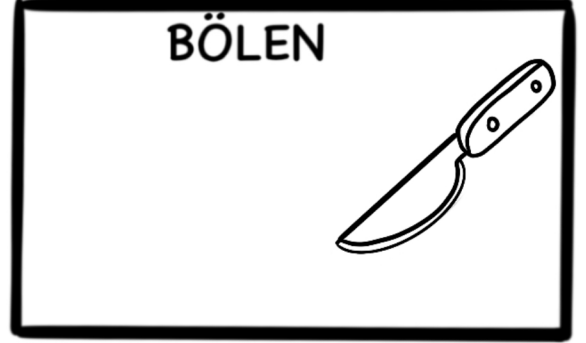

RİTMİK SAYARAK BULALIM



SEMBOL KULLANARAK BULALIM





BÖLME İŞLEMİNİ ÖĞRENİYORUZ



$$\square \div \square = \square$$

PAYLAŞIM YAPARAK BULALIM



RİTMİK SAYARAK BULALIM

